



Benchmarking for improved health outcomes



System Performance Value

EXPLORE 



PATIENT'S WAITING (FYTD)

ES Long Waits

OP Long Waits

OTF Long Waits



MAINTAINED ACCESS (FYTD)

ELOS

ES Cat. 1

ES Cat. 2

ES Cat. 3



PERFORMANCE AGAINST BUDGET

FORY Operation Forecast




WORKFORCE (FYTD)


MOHRI to SDS

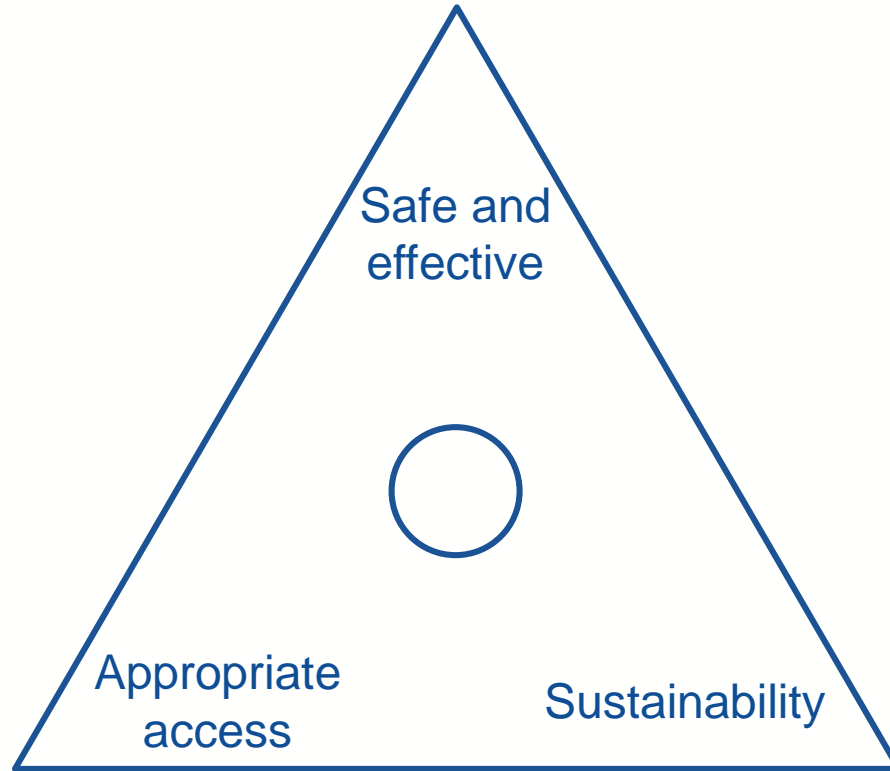
10!

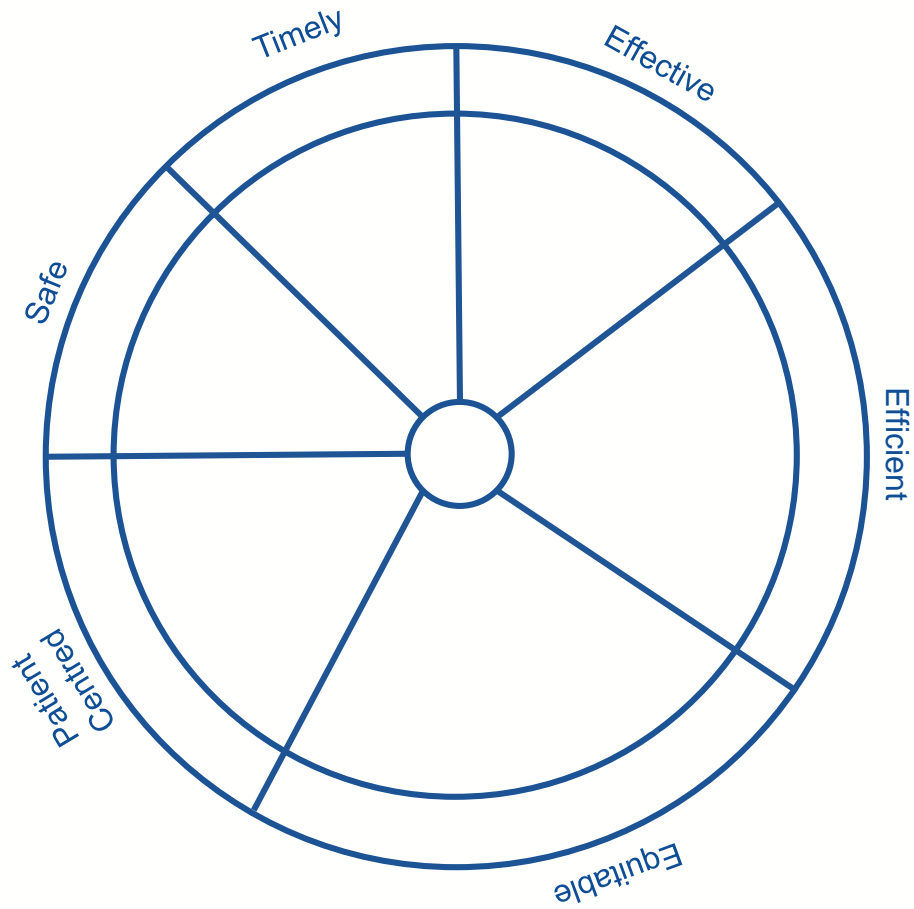
20!







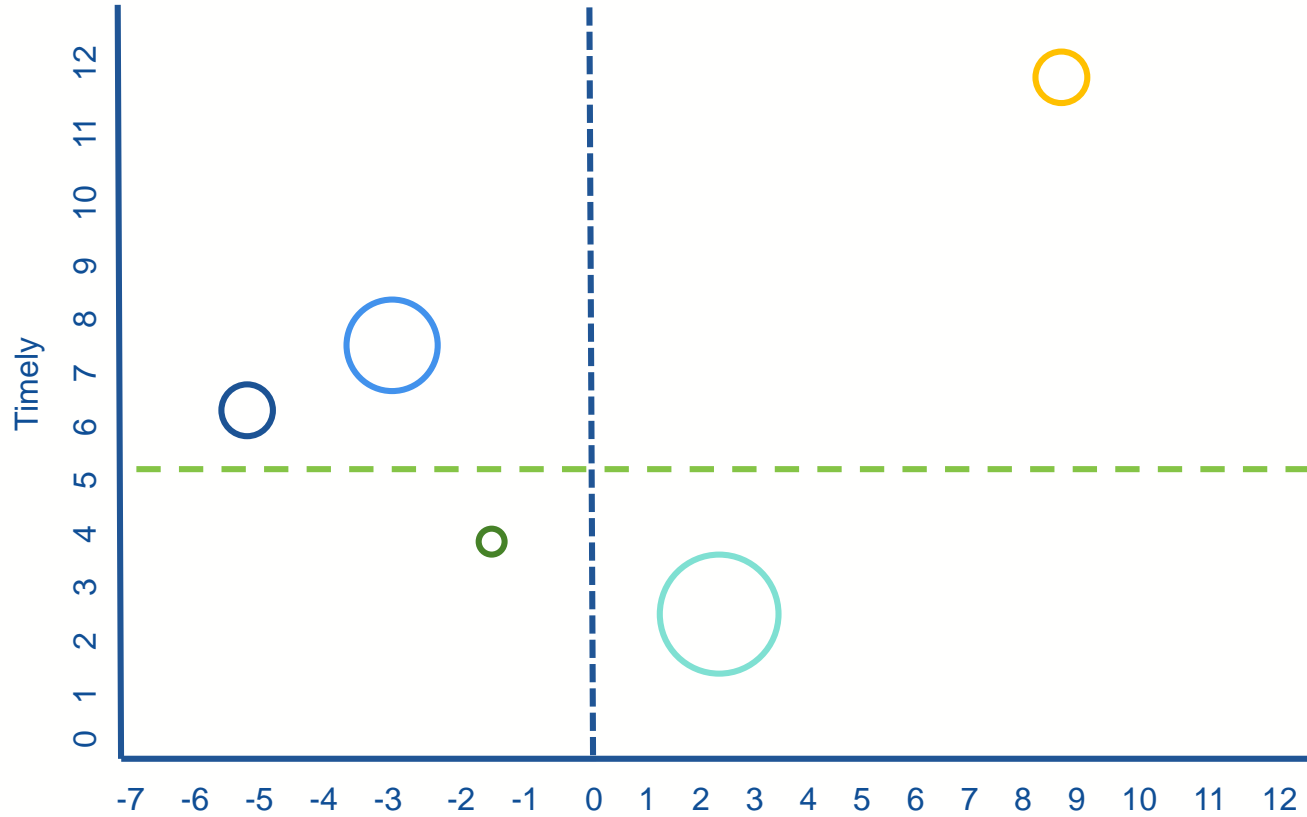


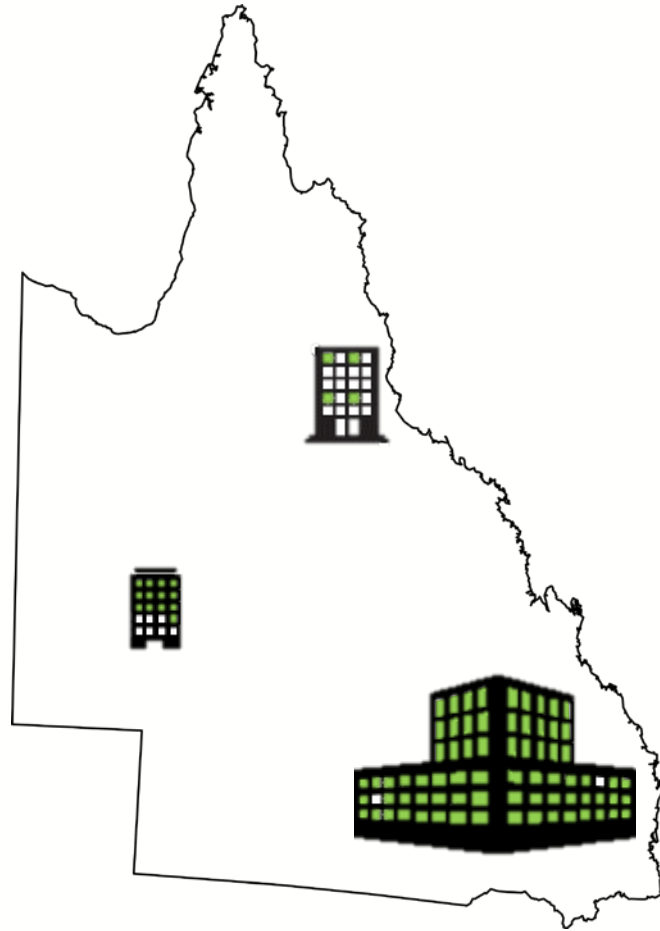


For display purposes only and does not represent true performance



System Performance Reporting



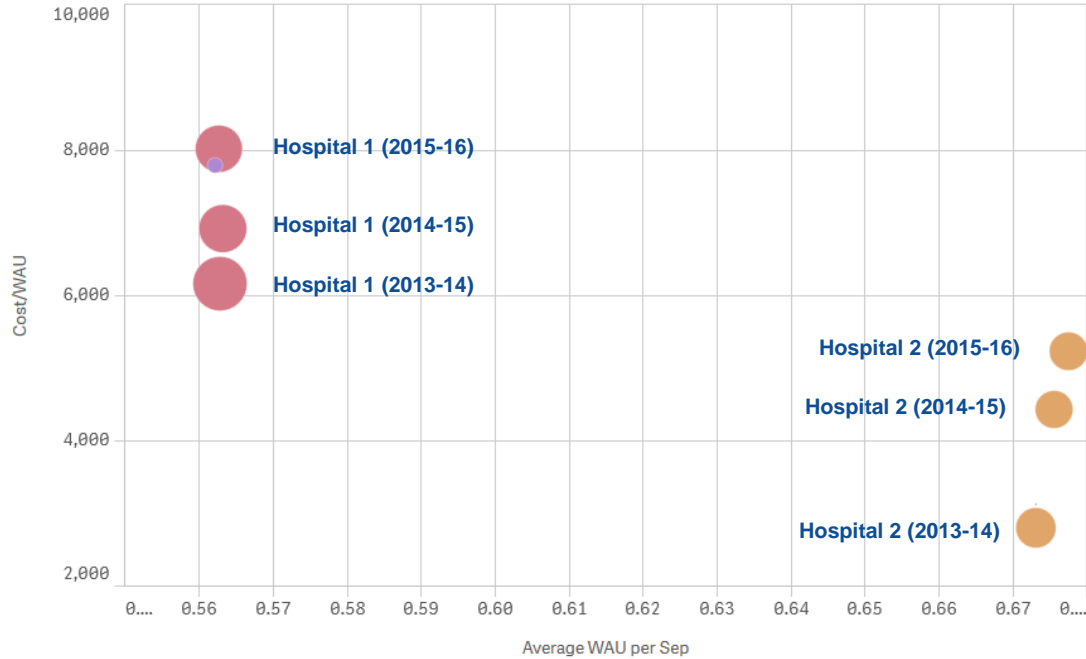


10!

10!



Queensland NHCDC Technical Efficiency Dashboard (Acute Inpatients, ABF only)



Navigation Menu

[CLEAR ALL \(Reset Defaults\)](#)

[REMOVE LAST SELECTION](#)

[VIEW CHARTS](#)

[VIEW TABLES](#)

[VIEW SRG TABLES](#)

[ATTRIBUTE SHEET](#)

[TRAINING VIDEO](#)

Select Year

Select Peer Group

Select HHS

Select Facility

Select SRG

Select ESRG

Select DRG

Select Population

Select Cost Code

Select Elective

Select Discharge

Select Residency

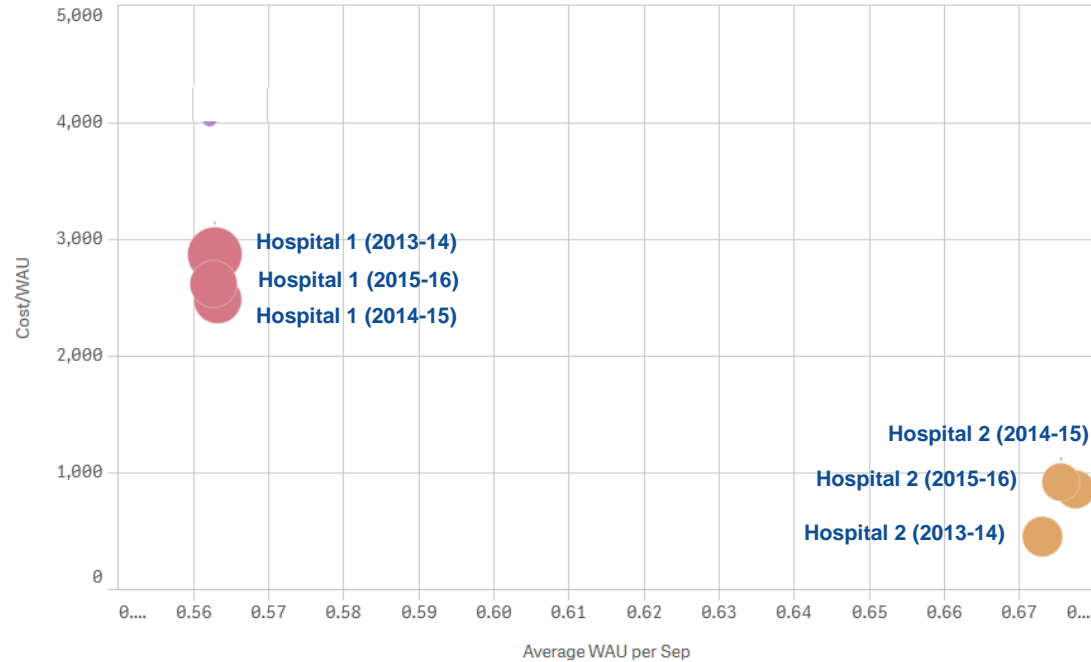
Select Care Type

Analysis using Q19 and DRG v8 data from the Hospital Casemix Data Collection, the GENWAU Inpatients data set and the Cost Type Category (CTC) data set.

To promote fair comparison over time, 'SRG 80 Psychiatry - Acute' has been filtered out by default due to changes in the Mental Health classification over the financial periods displayed. Costs for Depreciation and Capital Works have also been filtered out by default.

Note: Data last updated 1 Aug 2017.

Queensland NHCDC Technical Efficiency Dashboard (Acute Inpatients, ABF only)



Navigation Menu

[CLEAR ALL \(Reset Defaults\)](#)
[REMOVE LAST SELECTION](#)

[VIEW CHARTS](#)

[VIEW TABLES](#)

[VIEW SRG TABLES](#)

[ATTRIBUTE SHEET](#)

[TRAINING VIDEO](#)

Select Year

Select Peer Group

Select HHS

Select Facility

Select SRG

Select ESRG

Select DRG

Select Population

Select Cost Code

Select Elective

Select Discharge

Select Residency

Select Care Type

Analysis using Q19 and DRG v8 data from the Hospital Casemix Data Collection, the GENWAU Inpatients data set and the Cost Type Category (CTC) data set.

To promote fair comparison over time, 'SRG 80 Psychiatry - Acute' has been filtered out by default due to changes in the Mental Health classification over the financial periods displayed. Costs for Depreciation and Capital Works have also been filtered out by default.

Note: Data last updated 1 Aug 2017.

Questions?



SPR